

Eisenbahn-Signal MOC aus Lego-Elementen

Bauanleitung nach Lego Digital Designer



Schritt 1

Step 1 of 15

- 1x
- 1x
- 1x

Schritt 2

Step 2 of 15

- 2x
- 1x
- 1x

Schritt 3

Step 3 of 15

- 1x

Schritt 4

Step 4 of 15

- 1x
- 1x

Schritt 5

Step 5 of 15

- 1x
- 1x
- 1x
- 1x

Schritt 6

Step 6 of 15

- 1x
- 1x
- 1x
- 1x

Schritt 7

Step 7 of 15



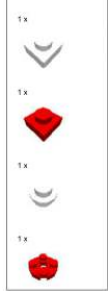
Schritt 8

Step 8 of 15



Schritt 9

Step 9 of 15




Schritt 10

Step 10 of 15




Schritt 11

Step 11 of 15



Schritt 12

Step 12 of 15




Schritt 13

Step 13 of 15



Schritt 14

Step 14 of 15

















Schritt 15



Eisenbahn-Signal MOC aus Lego-Elementen

Stückliste

2 x  302426 PLATE 1X1 - Schwarz	2 x  302401 PLATE 1X1 - Weiss	3 x  302421 PLATE 1X1 - K
1 x  4245579 PLATE 1X1 - Grün Erdfarbe	1 x  302426 PLATE 1X1 - Dunkles Grün	3 x  362326 PLATE 1X3 - S
2 x  362321 PLATE 1X3 - Klares Rot	1 x  242026 CORNER PLATE 1X2X2 - Schwarz	2 x  302226 PLATE 2X2 - S
3 x  371026 PLATE 1X4 - Schwarz	2 x  371001 PLATE 1X4 - Weiss	1 x  4211549 FLAT TILE 1X Steingrau
1 x  4211481 FLAT TILE 1X8 - Mittel Steingrau	1 x  302126 PLATE 2X3 - Schwarz	2 x  366626 PLATE 1X6 - S
1 x  302026 PLATE 2X4 - Schwarz	2 x  447726 PLATE 1X10 - Schwarz	2 x  614101 PLATE 1X1 RC
2 x  403221 PLATE 2X2 ROUND - Klares Rot	1 x  4535739 W/HOLDER, VERTICAL - Schwarz	1 x  254026 PLATE 1X2 W, Schwarz
2 x  74011 HINGE PLATE 1X2 - Schwarz	1 x  4279713 RAIL STRAIGHT 16 M - Dunkel Steingrau	